



Date: 11.07.2018

To,
The Manager
Department of Corporate Services
Bombay Stock Exchange Limited
Phiroze Jeejeebhoy Towers
Dalal Street, Mumbai-400 001

To,
The Asst. Vice President
National Stock Exchange of India Ltd
Exchange Plaza, Plot no. C/1, G Block,
Bandra-Kurla Complex
Bandra (E), Mumbai - 400 051

Sub: Compliance under Regulation 31 (1) (b) SEBI (Listing Obligations and Disclosure Requirements) Regulations, 2015
Ref: Quarter ended: March 31, 2018

Dear Sir,

We are enclosing herewith the Shareholding Pattern pursuant to Regulation 31 (1) (b) under SEBI (Listing Obligations and Disclosure Requirements) Regulations, 2015 for the quarter ended March 31 2018.

This is for your information & records.

Thanking you,
Yours truly,
For Tantia Constructions Limited

Priti Todi

Priti Todi
Company Secretary
A-33367

Encl: As above

Registered & Corporate Office

DD-30, Sector-1, Salt Lake City, Kolkata - 700 064, India
Tel : +91 33 4019 0000
Fax : +91 33 4019 0001
E-mail : info@tantiagroup.com

Delhi Office

112, Uday Park, 2nd Floor, August Kranti Marg
New Delhi- 110049
Tel : +91 114058 1302
E-mail : delhi@tantiagroup.com

Format of holding of specified securities


1. Name of Listed Entity: TANTIA CONSTRUCTIONS LIMITED (CIN:L74210WB1964PLC026284)
2. Scrip Code 532738 Name of Scrip :- Class of Security Equity
3. Share Holding Pattern Filed under : Reg. 31(1)(a)/Reg. 31(1)(b)/Reg. 31(1)(c)
 - a. If under 31 (1)(b) then indicate the report for Quarter ending: 31/03/2018
 - b. If under 31(1)(c) then indicate date of allotment/extinguishment

4. **Declaration :** The Listed entity is required to submit the following declaration to the extent of submission of information:-

Particulars	Yes*	No*
1 Whether the Listed Entity has issued any partly paid up shares?		No
2 Whether the Listed Entity has issued any Convertible Securities or Warrants?		No
3 Whether the Listed Entity has any shares against which depository receipts are issued?		No
4 Whether the Listed Entity has any shares in Locked-in?	Yes	
5 Whether any shares held by promoters are pledge or otherwise encumbered?	Yes	


* If the Listed Entity selects the option 'No' for the questions above, the column for the partly paid up shares, Outstanding Convertible Securities/Warrants, depository receipts, locked-in shares, No of shares pledged or otherwise encumbered by promoters, as applicable, shall not be displayed at the time of dissemination on the Stock Exchange website. Also wherever there is 'No' declared by Listed Entity in above table the values will be considered as 'Zero' by default on submission of the format of holding of specified securities.

5. The tabular format for disclosure of holding of specified securities is as follows:-




TANTIA CONSTRUCTIONS LIMITED
Table I - Summary Statement holding of specified securities as on 31/03/2018

Category (I)	Nos. of shareholder shares (II)	No. of fully paid up equity shares held (IV)	No. of Partly paid-up equity shares held (V)	No. of shares underlying Depository Receipts (VI)	Total nos. shares held (VII) = (IV) + (V) + (VI)	Shareholding as a % of total no. of shares (calculated as per SCRR, 1957) (VII) As a % of (A+B+C2)	Number of Voting Rights held in each class of securities (IX)			Shareholding as a % assuming full conversion of convertible securities (as a percentage of diluted share capital) (XI) = (VI) + (X) As a % of (A+B+C2)	No of shares underlying convertible securities (including Warrants) (X)	Shareholding as a % assuming full conversion of convertible securities (as a percentage of diluted share capital) (XI) = (VI) + (X) As a % of (A+B+C2)	Number of Locked in shares (XII)	Number of shares pledged or otherwise encumbered (XIII)		Number of equity shares held in dematerialized form (XIV)
							Class e.g. x	Class e.g. y	Total					No. (a)	As a % of total shares held (b)	
(A) Promoter & Promoter group	4	20947530	0	0	20947530	72.8810	20947530	0	72.8810	0	72.8810	9919032	47.3518	11028498	52.6482	11028498
(B) Public	10462	7794568	0	0	7794568	27.1190	7794568	0	27.1190	0	27.1190	0	0.0000	NA	NA	7781809
(C) Non Promoter - Non Public														NA	NA	
(C1) Shares underlying DRs						NA								NA	NA	
(C2) Shares held by Employee Trusts														NA	NA	
Total	10466	28742098	0	0	28742098	100.0000	28742098	0	100.0000	0	100.0000	9919032				18810307



TANTIA CONSTRUCTIONS LIMITED
Table II - Statement Showing shareholding pattern of the Promoter and Promoter Group as on 31/03/2018


(1)	(2)	(3)	(4)	(5)	(6)	Number of Voting Rights held in each class of securities (X)			Shareholding as a % of SCRR, 1957) As a % of (A+B+C2) (VIII)	No of shares underlying Depository Receipts (VI)	Total nos. shares held (VII)=(IV)+(V)+(VI)	Total as a % of Total Voting Rights (X)	No of shares underlying convertible securities (as a percentage of diluted share capital) (XI)=(VII)+(X) As a % of (A+B+C2)	Number of Locked in shares (XII)		Number of shares pledged or otherwise encumbered (XIII)	Number of equity shares held in dematerialized form (XIV)
						Class	x	Class						y	Total		
(a)	Individuals/Hindu undivided Family	2	4522335	0	4522335	15.7342	0	15.7342	2893149	63.9747	1629186	36.0253	1629186				
	RAHUL TANTIA	1	3573359	0	3573359	12.4325	0	12.4325	2893149	80.9644	680210	19.0356	680210			680210	
	ISHWARI PRASAD TANTIA	1	948976	0	948976	3.3017	0	3.3017	948976	0.0000	948976	100.0000	948976			948976	
(b)	Central Government/State Government(s)																
(c)	Financial Institutions/Banks																
(d)	Any Other (specify)																
	Bodies Corporate	2	16425195	0	16425195	57.1468	0	57.1468	7025883	42.7750	9399312	57.2250	9399312			9399312	
	NIGOLICE TRADING PRIVATE LIMITED	1	15259689	0	15259689	53.0918	0	53.0918	7025883	46.0421	8233806	53.9579	8233806			8233806	
	TANTIA FINANCIAL SERVICES LTD	1	1165506	0	1165506	4.0550	0	4.0550	0	0.0000	1165506	100.0000	1165506			1165506	
	Sub Total	4	20947530	0	20947530	72.8810	0	72.8810	9919032	47.3518	11028498	52.6482	11028498			11028498	
(2)	Foreign Individuals (Non-Resident Individuals)/Foreign Individuals)																
(a)	Government																
(b)	Institutions																
(c)	Foreign Portfolio Investor																
(d)	Any Other (specify)																
(e)	Sub Total	0	0	0	0	0.0000	0	0.0000	0	0.0000	0	0.0000	0			0	
	Total Shareholding of Promoter and Promoter Group (A)=(A1)+(A1)2	4	20947530	0	20947530	72.8810	0	72.8810	9919032	47.3518	11028498	52.6482	11028498			11028498	




TANTIA CONSTRUCTIONS LIMITED

Table III - Statement Showing shareholding pattern of the Public shareholder as on 31/03/2018

(1)	(2)	(3)	(4)	(5)	(6)	(7)	Number of Voting Rights held in each class of securities (X)			Shareholding as a % assuming full conversion of convertible securities (as a percentage of diluted share capital) (XI)=(VII)+(X) As a % of (A+B+C2)	Number of Locked in shares (XII)	Number of shares pledged or otherwise encumbered (XIII)		Number of equity shares held in dematerialized form (XIV)			
							No. of Voting Rights	Class x	Class y			Total	No. (a)		held (b)	No. (Not applicable) (a)	As a % of total shares held (Not applicable) (b)
Category & Name of the Shareholders (I)	Shareholders (II)	Nos. of shareholders (III)	No. of fully paid up equity shares held (IV)	Partly paid up equity shares held (V)	Nos. of shares underlying Depository Receipts (VI)	Total nos. shares held (VII)=(IV)+(V)+(VI)	Shareholding % as per SCRR, 1957) As a % of (A+B+C2) (VIII)	% of Total Voting rights									
(a) Mutual Funds / UTI																	
(b) Venture Capital Funds																	
(c) Alternate Investment Funds																	
(d) Foreign Venture Capital Investors																	
(e) Foreign Portfolio Investors																	
(f) Financial Institutions / Banks		1	332682	0	0	332682	1.1575	332682	0	332682	1.1575	0	0.0000	NA	332682		
UNITED INDIA INSURANCE COMPANY LIMITED		1	332682	0	0	332682	1.1575	332682	0	332682	1.1575	0	0.0000	NA	332682		
(g) Insurance Companies																	
(h) Provident Funds / Pension Funds																	
(i) Any Other (specify)																	
Sub Total		1	332682	0	0	332682	1.1575	332682	0	332682	1.1575	0	0.0000	NA	332682		
(2) Central Government / State Government(s) / President of India																	
(3) Non-Institutions																	
(a) Individuals																	
i. Individual shareholders holding nominal share capital upto Rs.2 lakhs		10135	4351941	0	0	4351941	15.1413	4351941	0	4351941	15.1413	0	0.0000	NA	4339182		
ii. Individual shareholders holding nominal share capital in excess of Rs.2 lakhs		25	1896421	0	0	1896421	6.5981	1896421	0	1896421	6.5981	0	0.0000	NA	1896421		
(b) NBFCs registered with RBI		1	600	0	0	600	0.0021	600	0	600	0.0021	0	0.0000	NA	600		
(c) Employee Trusts																	
(d) Overseas Depositories (holding DRs) (balancing figure)																	
(e) Any Other (specify)																	
Investor Education and Protection Fund Authority		1	4120	0	0	4120	0.0143	4120	0	4120	0.0143	0	0.0000	NA	4120		



TANTIA CONSTRUCTIONS LIMITED																
Table III - Statement Showing shareholding pattern of the Public shareholder as on 31/03/2018																
Category & Name of the Shareholders (I)	PAN (II)	Nos. of shareholders (III)	No. of fully paid up equity shares held (IV)	Partly paid up equity shares held (V)	Nos. of shares underlying Depository Receipts (VI)	Total nos. shares held (VII)=(IV)+(V)+(VI)	Shareholding % as per SCRR, 1957) As a % of (A+B+C2) (VIII)	Number of Voting Rights held in each class of securities (IX)			Shareholding as a % assuming full conversion of convertible securities (as a percentage of diluted share capital) (XI)=(VII)+(X) As a % of (A+B+C2)	Number of Locked in shares (XII)		Number of shares pledged or otherwise encumbered (XIII)		Number of equity shares held in dematerialized form (XIV)
								Class x	Class y	Total		No. (a)	As a % of total shares held (b)	No. (a)	As a % of total shares held (b)	
Shareholders (I) Bodies Corporate		138	969692	0	0	969692	3.3738	969692	0	3.3738	0	0.0000	NA	969692		
HAMILTON TECHNOLOGIES (I) PVT. LTD.	AABCH2066H	1	350000	0	0	350000	1.2177	350000	0	1.2177	0	0.0000	NA	350000		
Clearing Member		48	62601	0	0	62601	0.2178	62601	0	0.2178	0	0.0000	NA	62601		
Non Resident Individual		112	176261	0	0	176261	0.6133	176261	0	0.6133	0	0.0000	NA	176261		
Domestic Corporate Unclaimed Shares Account		1	250	0	0	250	0.0009	250	0	0.0009	0	0.0000	NA	250		
Sub Total		10461	7461886	0	0	7461886	25.9615	7461886	0	25.9615	0	0.0000	NA	7449127		
Total Public Shareholding (B)=(B)(1)+(B)(2)+(B)(3)		10462	7794568	0	0	7794568	27.1190	7794568	0	27.1190	0	0.0000	NA	7781809		




TANTIA CONSTRUCTIONS LIMITED

Table IV - Statement Showing shareholding pattern of the Non Promoter - Non Public shareholder as on 31/03/2018

Category & Name of the Shareholders (I) Custodian / DR Holder	No of shareholders (III)	No. of fully paid up equity shares held (IV)	Partly paid up equity shares held (V)	Nos. of underlying Depository Receipts (VI)	Total nos. shares held (VII)=(IV)+(V)+(VI)	Shareholding % calculated as per SCRR, 1957) As a % of (A+B+C2) (VIII)	Number of Voting Rights held in each class of securities (IX)			Total Shareholding as a % assuming full conversion of convertible securities (as a percentage of diluted share capital) (XI)=(VII)+(X) As a % of A+B+C2)	Number of Locked in shares (XII)		Number of shares pledged or otherwise encumbered (XIII)			
							No of Voting Rights				No of shares outstanding convertible securities (including Warrants) (X)	As a % of total shares held (b)	No. (Not applicable) (a)	As a % of total shares held (b)	No. (Not applicable) (a)	As a % of total shares held (b)
							Class x	Class y	Total							
(1) Employee Benefit Trust (under SEBI (Share based Employee Benefit) Regulations, 2014)																
(2) Total Non Promoter - Non Public Shareholding (C)=(C1)+(C)(2)	0	0	0	0	0	0.0000	0	0	0.0000	0	0.0000	NA	NA	0		





TANTIA CONSTRUCTIONS LIMITED			
Distribution Schedule as on 31/03/2018			
Share Holding	No of Holders	% age	No of Shares
Upto 50	2965	28.3298	81144
51 to 100	2124	20.2943	197910
101 to 150	1035	9.8892	134113
151 to 250	1204	11.5039	248330
251 to 500	1372	13.1091	554921
501 to 5000	1600	15.2876	2370494
Above 5000	166	1.5861	25155186
Grand Total	10466	100.0000	28742098
Share Holding			
Share Holding	No of Holders	% age	No of Shares
Upto 500	8700	83.1263	1216418
501 to 1000	879	8.3986	727332
1001 to 2000	410	3.9174	625345
2001 to 3000	172	1.6434	447601
3001 to 4000	77	0.7357	277734
4001 to 5000	62	0.5924	292482
5001 to 10000	87	0.8313	635470
Above 10000	79	0.7548	24519716
Grand Total	10466	100.0000	28742098
Distribution Schedule as on 31/03/2018			
Notional Value of (Rs.)	No of Holders	% age	Amount (Rs.)
Upto 5000	8700	83.1263	12164180
5001 to 10000	879	8.3986	7273320
10001 to 20000	410	3.9174	6253450
20001 to 30000	172	1.6434	4476010
30001 to 40000	77	0.7357	2777340
40001 to 50000	62	0.5924	2924820
50001 to 100000	87	0.8313	6354700
Above 100000	79	0.7548	245197160
Grand Total	10466	100.0000	287420980

TANTIA CONSTRUCTIONS LIMITED		Shareholding Summary as on 31/03/2018	
As per Folio/Client Id		As per PAN	
Form	No of Records	No of Shares	No of Records
PHYSICAL	26	9931791	26
NSDL	6282	15216329	6193
CDSL	4413	3593978	4359
TOTAL	10721	28742098	10578
			28742098

