

Date: 07.04.2017

To,  
The Manager  
Department of Corporate Services  
Bombay Stock Exchange Limited  
Phiroze Jeejeebhoy Towers  
Dalal Street, Mumbai-400 001

To,  
The Asst. Vice President  
National Stock Exchange of India Ltd  
Exchange Plaza, Plot no. C/1, G Block,  
Bandra-Kurla Complex  
Bandra (E), Mumbai - 400 051

**Sub: Compliance under Regulation 31 (1) (b) SEBI (Listing Obligations and Disclosure Requirements) Regulations, 2015**

**Ref: Quarter ended: March 31, 2017**


Dear Sir,

We are enclosing herewith the Shareholding Pattern pursuant to Regulation 31 (1) (b) under SEBI (Listing Obligations and Disclosure Requirements) Regulations, 2015 for the quarter ended March 31 2017.

This is for your information & records.

Thanking you,  
Yours truly,  
For Tantia Constructions Limited

*Priti Todi*  
Priti Todi  
Company Secretary  
A-33367



Encl: As above

An ISO 9001 : 2008  
Registered Firm



**Registered Office**

25/27, Netaji Subhas Road,  
Kolkata - 700 001, India  
Tel : +91 33 2230 1896/6284,  
Fax : +91 33 2230 7403  
Web : www.tantiagroup.com

**Delhi Office**

112, Uday Park, 2nd Floor,  
August Kranti Marg  
New Delhi-110049  
Tel : +91 114058 1302  
E-mail : delhi@tantiagroup.com

**Corporate office**

DD-30, Sector-1, Salt Lake City,  
Kolkata 700 064. India  
Tel : +91 33 4019 0000  
Fax : +91 33 40190001/39  
E-mail : info@tantiagroup.com

CIN - L74210WB1964PLC026284

Creating Core Infrastructure

**Format of holding of specified securities**


1. Name of Listed Entity: TANTIA CONSTRUCTIONS LIMITED (CIN:L74210WB1964PLC026284)
2. Scrip Code 532738 Name of Scrip :- Class of Security Equity
3. Share Holding Pattern Filed under : Reg. 31(1)(a)/Reg. 31(1)(b)/Reg. 31(1)(c)
  - a. If under 31 (1)(b) then indicate the report for Quarter ending: 31/03/2017
  - b. If under 31(1)(c ) then indicate date of allotment/extinguishment

4. **Declaration** : The Listed entity is required to submit the following declaration to the extent of submission of information:-

| Particulars  | Yes* | No* |
|--|------|-----|
| 1 Whether the Listed Entity has issued any partly paid up shares?                        |      | No  |
| 2 Whether the Listed Entity has issued any Convertible Securities or Warrants?           |      | No  |
| 3 Whether the Listed Entity has any shares against which depository receipts are issued? |      | No  |
| 4 Whether the Listed Entity has any shares in Locked-in?                                 | Yes  |     |
| 5 Whether any shares held by promoters are pledge or otherwise encumbered?               | Yes  |     |


\* If the Listed Entity selects the option 'No' for the questions above, the column for the partly paid up shares, Outstanding Convertible Securities/Warrants, depository receipts, locked-in shares, No of shares pledged or otherwise encumbered by promoters, as applicable, shall not be displayed at the time of dissemination on the Stock Exchange website. Also wherever there is 'No' declared by Listed Entity in above table the values will be considered as 'Zero' by default on submission of the format of holding of specified securities.

5. The tabular format for disclosure of holding of specified securities is as follows:-




TANTIA CONSTRUCTIONS LIMITED  
Table I - Summary Statement holding of specified securities as on 31/03/2017

| Category (I) | Nos. of shareholder (II)       | No. of fully paid up equity shares held (IV) | No. of Partly paid-up equity shares held (V) | No. of shares underlying Depository Receipts (VI) | Total nos. shares held (VII) = (IV) + (V) + (VI) | Shareholding as a % of total no. of shares (calculated as per SCRR, 1957) (VIII) As a % of (A+B+C2) | Number of Voting Rights held in each class of securities (IX) |                                |       | No of shares Underlying convertible securities (including Warrants) (X) | Shareholding as a % assuming full conversion of securities (as a percentage of diluted share capital) (XI) = (VII) + (X) As a % of (A+B+C2) | Number of Locked in shares (XII) |                                 | Number of shares pledged or otherwise encumbered (XIII) |                                 | Number of equity shares held in dematerialized form (XIV) |
|--------------|--------------------------------|--|--|---|--|---|---|--------------------------------|-------|---|---|----------------------------------|---------------------------------|---|---------------------------------|---|
|              |                                |  |  |   |  |   | Class egx   | No of Voting Rights Class eg y | Total |   |   | No. (a)                          | As a % of total shares held (b) | No. (a)   | As a % of total shares held (b) |   |
| (A)          | Promoter & Promoter group      | 4  | 20947530                                     | 0   | 0  | 20947530  | 72.8810   | 20947530                       | 0     | 72.8810   | 9919032   | 47.3518                          | 11028498                        | 52.6482   | 11028498                        |   |
| (B)          | Public                         | 10652  | 7794568                                      | 0   | 0  | 7794568   | 27.1190   | 7794568                        | 0     | 27.1190   | 0   | 0.0000                           | NA                              | NA  | 7779109                         |   |
| (C)          | Non Promoter - Non Public      |  |  |   |  |   |   |                                |       |   |   |                                  |                                 |   |                                 |   |
| (C1)         | Shares underlying DRs          |  |  |   |  |   | NA  |                                |       |   |   |                                  |                                 |   |                                 |   |
| (C2)         | Shares held by Employee Trusts |  |  |   |  |   |   |                                |       |   |   |                                  |                                 |   |                                 |   |
|              | Total                          | 10656  | 28742098                                     | 0   | 0  | 28742098  | 100.0000  | 28742098                       | 0     | 100.0000  | 9919032   |                                  |                                 |   | 18807607                        |   |



TANTIA CONSTRUCTIONS LIMITED  
Table II - Statement Showing shareholding pattern of the Promoter and Promoter Group as on 31/03/2017


| Category & Name of the Shareholders (I)                                | PAN (II)    | Nos. of shareholders (III) | No. of fully paid up equity shares held (IV) | Partly paid-up equity shares held (V) | Nos. of underlying Depository Receipts (VI) | Total nos. shares held (VII)=(IV)+(V)+(VI) | Shareholding % as per SCRR, 1957) As a % of (A+B+C2) (VIII) | Number of Voting Rights held in each class of securities (IX) |          |         | No of shares outstanding convertible securities (including Warrants) (X) | Shareholding as a % assuming full conversion of convertible securities (as a percentage of diluted share capital) (XI)=(VII)+(X) As a % of (A+B+C2) | Number of Locked in shares (XII) |          | Number of shares pledged or otherwise encumbered (XIII) | Number of equity shares held in dematerialized form (XIV) |                                 |         |                                 |
|--|-------------|----------------------------|--|---------------------------------------|---|--|---|---|----------|---------|--|---|----------------------------------|----------|---|---|---------------------------------|---------|---------------------------------|
|  |             |                            |  |                                       |   |  |   | Class   | x        | Class y |  |   | Total                            | No. (a)  |   |   | As a % of total shares held (b) | No. (a) | As a % of total shares held (b) |
|  |             |                            |  |                                       |   |  |   |   |          |         |  |   |                                  |          |   |   |                                 |         |                                 |
| (1) Indian Individuals/Hindu undivided Family                          | PAN         |                            |  |                                       |   |  |   |   |          |         |  |   |                                  |          |   |   |                                 |         |                                 |
| (a) RAHUL TANTIA   | ABOPT4264L  | 1                          | 3573359                                      | 0                                     | 0   | 3573359                                    | 12.4325   | 0   | 3573359  | 12.4325 | 2893149  | 63.9747   | 1629186                          | 36.0253  | 1629186   |   |                                 |         |                                 |
| ISHWARI PRASAD TANTIA  | ABTPT7969D  | 1                          | 948976                                       | 0                                     | 0   | 948976                                     | 3.3017  | 0   | 948976   | 3.3017  | 2893149  | 80.9644   | 680210                           | 19.0356  | 680210  |   |                                 |         |                                 |
| Central Government/State Government(s)                                 |             |                            |  |                                       |   |  |   |   |          |         | 0  | 0.0000  | 948976                           | 100.0000 | 948976  |   |                                 |         |                                 |
| Financial Institutions/Banks   |             |                            |  |                                       |   |  |   |   |          |         |  |   |                                  |          |   |   |                                 |         |                                 |
| (d) Any Other (specify)  |             |                            |  |                                       |   |  |   |   |          |         |  |   |                                  |          |   |   |                                 |         |                                 |
| Bodies Corporate   |             | 2                          | 16425195                                     | 0                                     | 0   | 16425195                                   | 57.1468   | 0   | 16425195 | 57.1468 | 7025883  | 42.7750   | 9399312                          | 57.2250  | 9399312   |   |                                 |         |                                 |
| NIGOLICE TRADING PRIVATE LIMITED                                       | AAACN8828L  | 1                          | 15259689                                     | 0                                     | 0   | 15259689                                   | 53.0918   | 0   | 15259689 | 53.0918 | 7025883  | 46.0421   | 8233806                          | 53.9579  | 8233806   |   |                                 |         |                                 |
| TANTIA FINANCIAL SERVICES LTD  | AAABCT0007E | 1                          | 1165506                                      | 0                                     | 0   | 1165506                                    | 4.0550  | 0   | 1165506  | 4.0550  | 0  | 0.0000  | 1165506                          | 100.0000 | 1165506   |   |                                 |         |                                 |
| Sub Total  |             | 4                          | 20947530                                     | 0                                     | 0   | 20947530                                   | 72.8810   | 0   | 20947530 | 72.8810 | 9919032  | 47.3518   | 11028498                         | 52.6482  | 11028498  |   |                                 |         |                                 |
| (2) Foreign Individuals (Non-Resident Individuals/Foreign Individuals) |             |                            |  |                                       |   |  |   |   |          |         |  |   |                                  |          |   |   |                                 |         |                                 |
| (a) Government   |             |                            |  |                                       |   |  |   |   |          |         |  |   |                                  |          |   |   |                                 |         |                                 |
| (b) Institutions   |             |                            |  |                                       |   |  |   |   |          |         |  |   |                                  |          |   |   |                                 |         |                                 |
| (c) Foreign Portfolio Investor   |             |                            |  |                                       |   |  |   |   |          |         |  |   |                                  |          |   |   |                                 |         |                                 |
| (e) Any Other (specify)  |             |                            |  |                                       |   |  |   |   |          |         |  |   |                                  |          |   |   |                                 |         |                                 |
| Sub Total  |             | 0                          | 0  | 0                                     | 0   | 0  | 0.0000  | 0   | 0        | 0.0000  | 0  | 0.0000  | 0                                | 0.0000   | 0   |   |                                 |         |                                 |
| Total Shareholding of Promoter and Promoter Group (A)=(1)+(A)(2)       |             | 4                          | 20947530                                     | 0                                     | 0   | 20947530                                   | 72.8810   | 0   | 20947530 | 72.8810 | 9919032  | 47.3518   | 11028498                         | 52.6482  | 11028498  |   |                                 |         |                                 |




TANTIA CONSTRUCTIONS LIMITED

Table III - Statement Showing shareholding pattern of the Public shareholder as on 31/03/2017


| Category & Name of the Shareholders (I)   | PAN (II)   | Nos. of shareholders (III) | No. of fully paid up equity shares held (IV) | Partly paid up equity shares held (V) | Nos. of underlying Depository Receipts (VI) | Total nos. shares held (VII)=(IV)+(V)+(VI) | Shareholding % as per SCRR, 1957 As a % of (A+B+C2) (VII)/(V)+(VI) | Number of Voting Rights held in each class of securities (X) |         |         | Shareholding as a % assuming full conversion of convertible securities (as a percentage of diluted share capital) (X)=(VII)+(X) | No. of Locked in shares (XI) | Number of shares pledged or otherwise encumbered (XIII) | Number of equity shares held in dematerialized form (XIV) |   |
|---|------------|----------------------------|--|---------------------------------------|---|--|--|--|---------|---------|---|------------------------------|---|---|---|
|   |            |                            |  |                                       |   |  |  | No of Voting Rights  |         |         |   |                              |   |   | No of shares Underlying outstanding convertible securities (including Warrants) (X) |
|   |            |                            |  |                                       |   |  |  | Class x  | Class y | Total   |   |                              |   |   |   |
| (1) Institutions  |            |                            |  |                                       |   |  |  |  |         |         |   |                              |   |   |   |
| (a) Mutual Funds / UTI  |            |                            |  |                                       |   |  |  |  |         |         |   |                              |   |   |   |
| (b) Venture Capital Funds   |            |                            |  |                                       |   |  |  |  |         |         |   |                              |   |   |   |
| (c) Alternate Investment Funds  |            |                            |  |                                       |   |  |  |  |         |         |   |                              |   |   |   |
| (d) Foreign Venture Capital Investors   |            |                            |  |                                       |   |  |  |  |         |         |   |                              |   |   |   |
| (e) Foreign Portfolio Investors   |            |                            |  |                                       |   |  |  |  |         |         |   |                              |   |   |   |
| (f) Financial Institutions / Banks  |            | 1                          | 332682                                       | 0                                     | 0   | 332682                                     | 1.1575   | 332682   | 0       | 1.1575  | 0   | 0.0000                       | NA  | 332682  |   |
| UNITED INDIA INSURANCE COMPANY LIMITED  | AAACU5552C | 1                          | 332682                                       | 0                                     | 0   | 332682                                     | 1.1575   | 332682   | 0       | 1.1575  | 0   | 0.0000                       | NA  | 332682  |   |
| (g) Insurance Companies   |            |                            |  |                                       |   |  |  |  |         |         |   |                              |   |   |   |
| (h) Provident Funds / Pension Funds   |            |                            |  |                                       |   |  |  |  |         |         |   |                              |   |   |   |
| (i) Any Other (specify)   |            |                            |  |                                       |   |  |  |  |         |         |   |                              |   |   |   |
| Sub Total   |            | 1                          | 332682                                       | 0                                     | 0   | 332682                                     | 1.1575   | 332682   | 0       | 1.1575  | 0   | 0.0000                       | NA  | 332682  |   |
| (2) Central Government / State Government(s) / President of India                 |            |                            |  |                                       |   |  |  |  |         |         |   |                              |   |   |   |
| (3) Non-Institutions  |            |                            |  |                                       |   |  |  |  |         |         |   |                              |   |   |   |
| (a) Individuals   |            |                            |  |                                       |   |  |  |  |         |         |   |                              |   |   |   |
| i. Individual shareholders holding nominal share capital upto Rs.2 lakhs          |            | 10249                      | 3963997                                      | 0                                     | 0   | 3963997                                    | 13.7916  | 3963997  | 0       | 13.7916 | 0   | 0.0000                       | NA  | 3948538   |   |
| ii. Individual shareholders holding nominal share capital in excess of Rs.2 lakhs |            | 18                         | 1857426                                      | 0                                     | 0   | 1857426                                    | 6.4624   | 1857426  | 0       | 6.4624  | 0   | 0.0000                       | NA  | 1857426   |   |
| ANAND SHAKTIKUMAR SANCHETI  | ABJPS0675H | 1                          | 710698                                       | 0                                     | 0   | 710698                                     | 2.4727   | 710698   | 0       | 2.4727  | 0   | 0.0000                       | NA  | 710698  |   |
| NEETA JATIN JHAVERI   | AAWFM3351J | 1                          | 326812                                       | 0                                     | 0   | 326812                                     | 1.1370   | 326812   | 0       | 1.1370  | 0   | 0.0000                       | NA  | 326812  |   |
| (b) NBFCs registered with RBI   |            | 2                          | 5097   | 0                                     | 0   | 5097                                       | 0.0177   | 5097   | 0       | 0.0177  | 0   | 0.0000                       | NA  | 5097  |   |
| (c) Employee Trusts   |            |                            |  |                                       |   |  |  |  |         |         |   |                              |   |   |   |
| (d) Overseas Depositories (holding DRs) (balancing figure)                        |            |                            |  |                                       |   |  |  |  |         |         |   |                              |   |   |   |
| (e) Any Other (specify)   |            |                            |  |                                       |   |  |  |  |         |         |   |                              |   |   |   |



| TANTIA CONSTRUCTIONS LIMITED  |            |                            |  |                                       |  |  |   |   |   |   |   |                                  |   |   |
|---|------------|----------------------------|--|---------------------------------------|--|--|---|---|---|---|---|----------------------------------|---|---|
| Table III - Statement Showing shareholding pattern of the Public shareholder as on 31/03/2017 |            |                            |  |                                       |  |  |   |   |   |   |   |                                  |   |   |
| Category & Name of the Shareholders (I)   | PAN (II)   | Nos. of shareholders (III) | No. of fully paid up equity shares held (IV) | Partly paid up equity shares held (V) | Nos. of shares underlying Depository Receipts (VI) | Total nos. shares held (VII)=(IV)+(V)+(VI) | Shareholding % calculated as per SCRR, 1957 As a % of (A+B+C2) (VIII) | Number of Voting Rights held in each class of securities (IX) |   |   | Shareholding as a % assuming full conversion of convertible securities (as a percentage of diluted share capital) (XI)=(VII)+(X) As a % of A+B+C2 | Number of Locked in shares (XII) | Number of shares pledged or otherwise encumbered (XIII) |   |
|   |            |                            |  |                                       |  |  |   | Class x   | Class y                                 | Total   |   |                                  |   |   |
|   |            |                            |  |                                       |  |  |   | No of Voting Rights   | Total as a % of Total Voting Rights (X) | No of shares underlying outstanding convertible securities (including Warrants) (X) | No. (a)   | As a % of total shares held (b)  | No. (Not applicable) (a)                                | As a % of total equity shares held in dematerialized form (XIV) |
| Bodies Corporate  |            | 188                        | 1089758                                      | 0                                     | 0  | 1089758                                    | 3.7915  | 1089758   | 3.7915                                  | 0   | 0   | 0.0000                           | NA  | 1089758   |
| HAMILTON TECHNOLOGIES (I) PVT. LTD.   | AABCH2066H | 1                          | 350000                                       | 0                                     | 0  | 350000                                     | 1.2177  | 350000  | 1.2177                                  | 0   | 0   | 0.0000                           | NA  | 350000  |
| Clearing Member   |            | 88                         | 105474                                       | 0                                     | 0  | 105474                                     | 0.3670  | 105474  | 0.3670                                  | 0   | 0   | 0.0000                           | NA  | 105474  |
| Non Resident Individual   |            | 103                        | 437960                                       | 0                                     | 0  | 437960                                     | 1.5238  | 437960  | 1.5238                                  | 0   | 0   | 0.0000                           | NA  | 437960  |
| Domestic Corporate Unclaimed Shares Account   |            | 1                          | 250  | 0                                     | 0  | 250  | 0.0009  | 250   | 0.0009                                  | 0   | 0   | 0.0000                           | NA  | 250   |
| Trusts  |            | 2                          | 1924   | 0                                     | 0  | 1924                                       | 0.0067  | 1924  | 0.0067                                  | 0   | 0   | 0.0000                           | NA  | 1924  |
| Sub Total   |            | 10651                      | 7461886                                      | 0                                     | 0  | 7461886                                    | 25.9615   | 7461886   | 25.9615                                 | 0   | 0   | 0.0000                           | NA  | 7446427   |
| Total Public Shareholding (B)=(B)(1)+(B)(2)+(B)(3)  |            | 10652                      | 7794568                                      | 0                                     | 0  | 7794568                                    | 27.1190   | 7794568   | 27.1190                                 | 0   | 0   | 0.0000                           | NA  | 7779109   |



| TANTIA CONSTRUCTIONS LIMITED  |          |                           |  |                                       |   |  |   |  |         |         |   |                                  |   |  |
|---|----------|---------------------------|--|---------------------------------------|---|--|---|--|---------|---------|---|----------------------------------|---|--|
| Table IV - Statement Showing shareholding pattern of the Non Promoter - Non Public shareholder as on 31/03/2017 |          |                           |  |                                       |   |  |   |  |         |         |   |                                  |   |  |
| Category & Name of the Shareholders (I)   | PAN (II) | No. of shareholders (III) | No. of fully paid up equity shares held (IV) | Partly paid-up equity shares held (V) | Nos. of underlying Depository Receipts (VI) | Total nos. shares held (VII)=(IV) + (V)+(VI) | Shareholding % calculated as per SCRR, 1957 As a % of (A+B+C2) (VIII) | Number of Voting Rights held in each class of securities (X) |         |         | Total Shareholding as a % assuming full conversion of convertible securities (as a percentage of diluted share capital) (XI)=(VII)+(X) As a % of (A+B+C2) | Number of Locked in shares (XII) | Number of shares pledged or otherwise encumbered (XIII) | Number of shares held (Not applicable) (XIV) |
|   |          |                           |  |                                       |   |  |   | No of Voting Rights  | Class x | Class y |   |                                  |   |  |
|   |          |                           |  |                                       |   |  |   |  |         |         |   |                                  |   |  |
| (1) Custodian / DR Holder   |          |                           |  |                                       |   |  |   |  |         |         |   |                                  |   |  |
| (2) Employee Benefit Trust (under SEBI (Share based Employee Benefit) Regulations, 2014)                        |          |                           |  |                                       |   |  |   |  |         |         |   |                                  |   |  |
| Total Non Promoter - Non Public Shareholding (C)=(1)+(2)  |          |                           | 0  | 0                                     | 0   | 0  | 0.0000  | 0  | 0       | 0       | 0.0000  | 0                                | 0.0000  | NA NA  |



TANTIA CONSTRUCTIONS LIMITED

Shareholding Summary as on 31/03/2017

| Form     | No of Records | No of Shares |
|----------|---------------|--------------|
| PHYSICAL | 29            | 9934491      |
| NSDL     | 6389          | 15310046     |
| CDSL     | 4240          | 3497561      |
| TOTAL    | 10658         | 28742098     |





| TANTIA CONSTRUCTIONS LIMITED           |               |          |              |          |
|--|---------------|----------|--------------|----------|
| Distribution Schedule as on 31/03/2017 |               |          |              |          |
| Share Holding                          | No of Holders | % age    | No of Shares | % age    |
| Upto 50                                | 3216          | 30.1745  | 87742        | 0.3053   |
| 51 to 100                              | 2241          | 21.0265  | 209601       | 0.7292   |
| 101 to 150                             | 1116          | 10.4710  | 144996       | 0.5045   |
| 151 to 250                             | 1217          | 11.4187  | 250406       | 0.8712   |
| 251 to 500                             | 1280          | 12.0098  | 517807       | 1.8016   |
| 501 to 5000                            | 1428          | 13.3984  | 2124593      | 7.3919   |
| Above 5000                             | 160           | 1.5012   | 25406953     | 88.3963  |
| Grand Total                            | 10658         | 100.0000 | 28742098     | 100.0000 |
| Distribution Schedule as on 31/03/2017 |               |          |              |          |
| Share Holding                          | No of Holders | % age    | No of Shares | % age    |
| Upto 500                               | 9070          | 85.1004  | 1210552      | 4.2118   |
| 501 to 1000                            | 771           | 7.2340   | 644763       | 2.2433   |
| 1001 to 2000                           | 399           | 3.7437   | 622310       | 2.1652   |
| 2001 to 3000                           | 136           | 1.2760   | 349325       | 1.2154   |
| 3001 to 4000                           | 59            | 0.5536   | 210019       | 0.7307   |
| 4001 to 5000                           | 63            | 0.5911   | 298176       | 1.0374   |
| 5001 to 10000                          | 87            | 0.8163   | 637507       | 2.2180   |
| Above 10000                            | 73            | 0.6849   | 24769446     | 86.1783  |
| Grand Total                            | 10658         | 100.0000 | 28742098     | 100.0000 |
| Distribution Schedule as on 31/03/2017 |               |          |              |          |
| Notional Value of (Rs.)                | No of Holders | % age    | Amount (Rs.) | % age    |
| Upto 5000                              | 9070          | 85.1004  | 12105520     | 4.2118   |
| 5001 to 10000                          | 771           | 7.2340   | 6447630      | 2.2433   |
| 10001 to 20000                         | 399           | 3.7437   | 6223100      | 2.1652   |
| 20001 to 30000                         | 136           | 1.2760   | 3493250      | 1.2154   |
| 30001 to 40000                         | 59            | 0.5536   | 2100190      | 0.7307   |
| 40001 to 50000                         | 63            | 0.5911   | 2981760      | 1.0374   |
| 50001 to 100000                        | 87            | 0.8163   | 6375070      | 2.2180   |
| Above 100000                           | 73            | 0.6849   | 247694460    | 86.1783  |
| Grand Total                            | 10658         | 100.0000 | 287420980    | 100.0000 |

